





Curriculum Overview for Design Technology Year 8

<p>Term 1: Lego Superhero</p> <p>Substantive Knowledge:</p> <p>To develop an understanding of shape, proportion and symmetry.</p> <p>To be able to understand and apply colour theory with pencil crayon with a range of pencil crayon techniques.</p> <p>To develop an understanding of heat pressing</p> <p>To develop a variety of textiles application techniques</p> <p>To develop and demonstrate an understanding of wood block printing.</p> <p>To develop an understanding of advertisement and its importance in the wider world.</p> <p>To learn the history and the design processes of a popular modern day toy manufacturer.</p>		<p>Decoding of keywords.</p> <p>Opportunities for extended knowledge theory</p> <p>Reading art and design passages to inform written responses about artworks/techniques, Demonstrating comprehension and summarisation.</p> <p>Subject specific vocabulary with etymology</p> <p>Analysis of artists'/ designer's work, verbalising and expressing an opinion in written format.</p> <p>Independently reading source books and web articles regarding modern wider world design and technology studies.</p>
<p>Disciplinary Knowledge:</p> <p>Analysing and critiquing visual compositions using formal elements.</p> <p>Applying mathematical and design principles to create balanced and proportional outcomes.</p> <p>Practising controlled shading, layering, and burnishing techniques.</p> <p>Evaluating the effectiveness of colour choices against design intentions.</p> <p>Safely operating heat-pressing equipment.</p> <p>Recording and reflecting on outcomes to improve technical accuracy.</p>		<p>Tone, Gradient, Blending, Burnishing, Graphics, Complementary colours, Composition, Erasing, Evaluate, Form, Layering, Light, Dark, Pressure, Highlight, Mark Making, Primary colours, Secondary colours, Shade, Shadows, Shape, Form, Symmetry, Tertiary colours, Tint, Proportion, Heat transfer, wood block printing, Textile applications, Hand embroidery, Straight stitch, Cross stitch, Whip stitch, Applique, Typography, Serif, Sans Serif, Hemming, Textiles finishes.</p>
<p>Practising stitches, appliqué, and embellishment methods with accuracy.</p> <p>Combining techniques to produce experimental or finished textile surfaces.</p>		<p>Recall tests</p> <p>Review sheet</p> <p>End of unit theory test</p> <p>Holistic marking for practical elements during the term</p>
<p>Safely carving wood blocks with precision.</p> <p>Applying ink consistently and evaluating print quality.</p>		<p>Retrieval and review Homework sheet/ tasks.</p> <p>Preparation for retrieval test</p>



Analysing real-world advertisements for audience and purpose.

Reflecting on how cultural, social, and economic contexts shape advertising.

Comparing past and present design processes and manufacturing methods.

Evaluating the relationship between consumer needs, innovation, and product design.

--	--	--