

Thursday, 15 January 2026

OBJECTIVE: I am learning to understand and explore effective revision strategies that will set me up for success

Revising for English

Objective: Understand and explore the most effective revision strategies for English





OBJECTIVE: I am learning to understand and explore effective revision strategies that will set me up for success

Revision Steps

- R- Revise and Repeat
- E- Exam questions
- V- Vocalise your notes
- I- Identify gaps in your knowledge
- S- Set timetabled goals
- E- Engage in regular revision

REVISION



OBJECTIVE: I am learning to understand and explore effective revision strategies that will set me up for success

Best Methods for English Revision!

- Quotation explosions!
- Quotation flash cards
- Theme mind maps
- Character mind maps
- Narrative mind maps
- Planning exam questions
- Practice exam questions

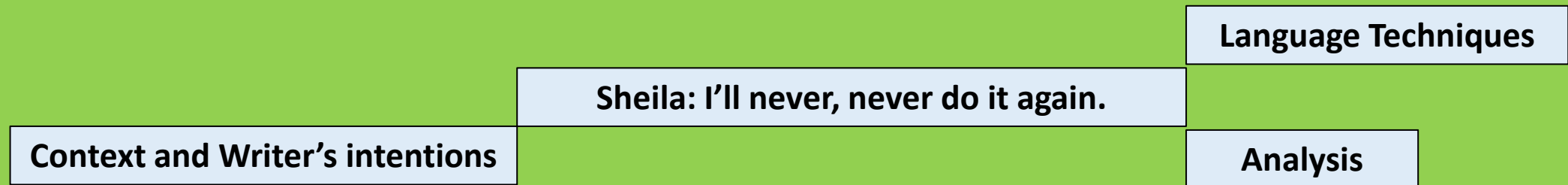




OBJECTIVE: I am learning to understand an explore effective revision strategies that will set me up for success



Quotation explosions!





OBJECTIVE: I am learning to understand and explore effective revision strategies that will set me up for success

Theme Mind Map



OBJECTIVE: I am learning to understand and explore effective revision strategies that will set me up for success

Character Mind Map



OBJECTIVE: I am learning to understand and explore effective revision strategies that will set me up for success

Exam question- Literature

Point- Your point, idea, or thought that links to the question.

Evidence- Quotation from the text that supports your idea.

Technique- The techniques used in the quotation.

Analyse- the quotation. How does it support your idea? What is it suggesting?

Zoom- in on a specific word or phrase in the quotation.

Explain- The Zoom! What does it suggest? How does it further prove your point? How does it explore the context?

Link- To the writer's intentions/message.

Success Criteria

- Clear points that link to the question
- Embedded quotations
- Naming techniques that link with your analysis
- Detailed analysis with reference to context
- Links to writer's intentions

Essay Structure

Introduction

PETAZEL 1

PETAZEL 2

PETAZEL 3

PETAZEL 4

Conclusion



OBJECTIVE: I am learning to understand and explore effective revision strategies that will set me up for success

Exam question- Language

Paper 1

Q1- Multiple choice

Q2- PETA X3 in one paragraph

Q3- PETA X3 in one paragraph

Q4- PETAZE X3 in three separate paragraphs

Q5- Rhetoric

Paper 2

Q1- Multiple choice

Q2- PEE X2 one paragraph on each source

Q3- PETA X4 in one paragraph

Q4- PETAZE X3/4 in three separate paragraphs PING PONG

Q5- Descriptive- DSZZL

Point- Your point, idea, or thought that links to the question.

Evidence- Quotation from the text that supports your idea.

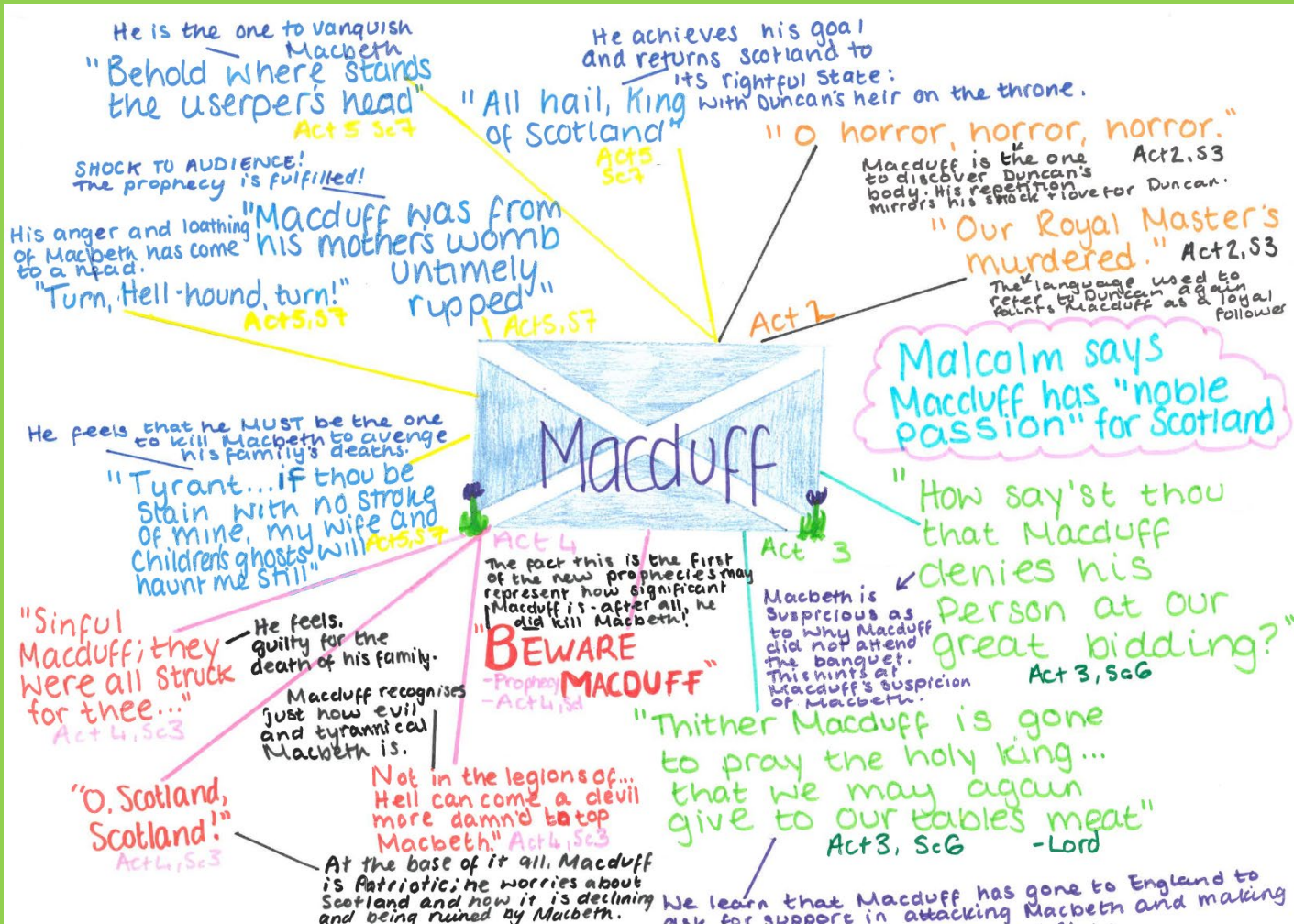
Technique- The techniques used in the quotation.

Analyse- the quotation. How does it support your idea? What is it suggesting?

Zoom- in on a specific word or phrase in the quotation.

Explain- The Zoom! What does it suggest? How does it further prove your point? How does it explore the context?

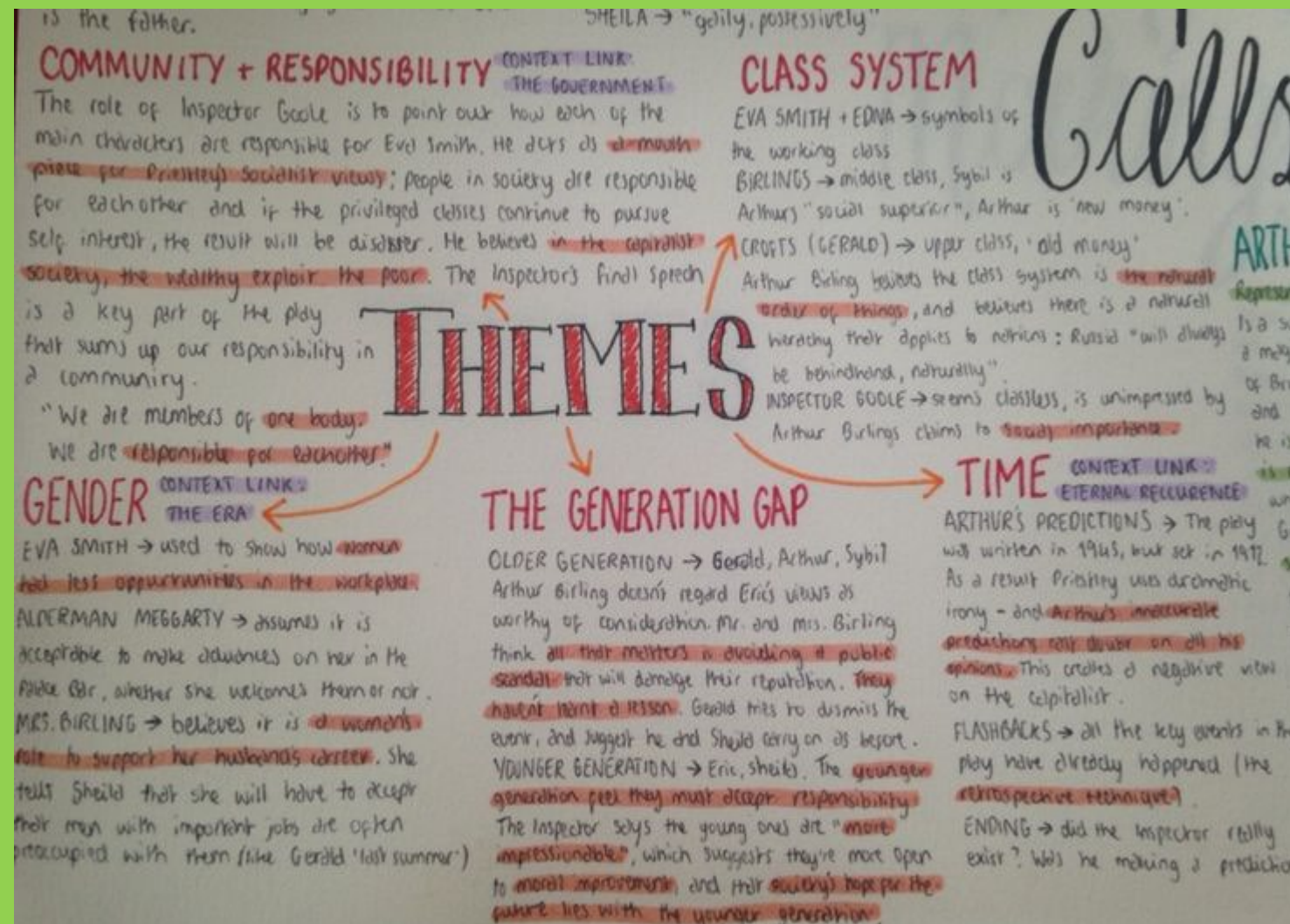
Create Your Own Character Mind Map



Success Criteria

- Include events from the narrative that involve the character
- Include key quotations from the character and about the character
- Include analysis of quotations
- Include notes about relevant context
- Include links to writer's intentions- what is the writer telling the reader through that character?

Create Your Own Theme Mind Map



Success Criteria

- Include key events from the narrative
- Include key quotations that reflect the theme
- Include analysis of quotations
- Include notes about relevant context
- Include links to writer's intentions- what is the writer telling the reader?